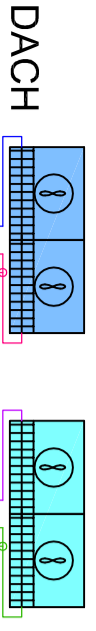


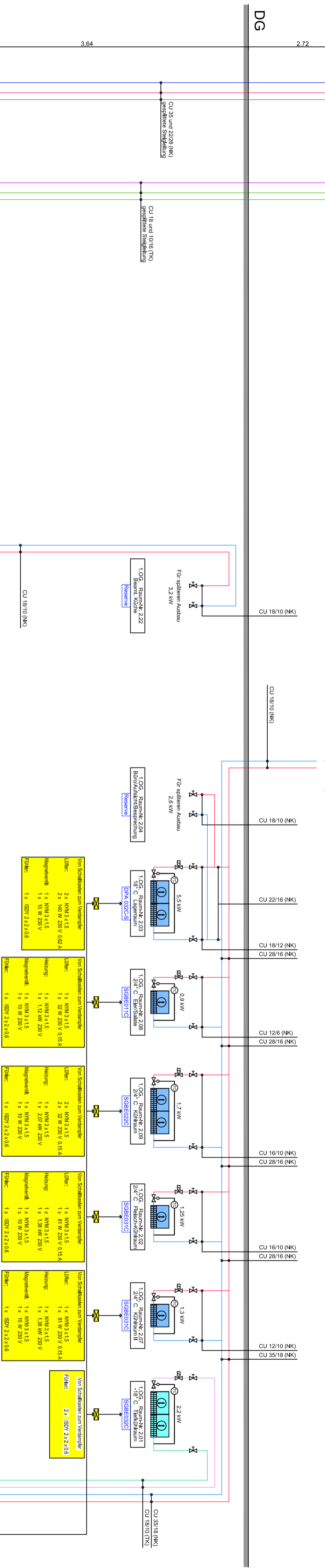
Verflüssiger Normleistung Fertigung für Typ: GVH 050.1C2-1WE

Verflüssiger Normleistung Fertigung für Typ: GVH 040.1B2-2N 230 V

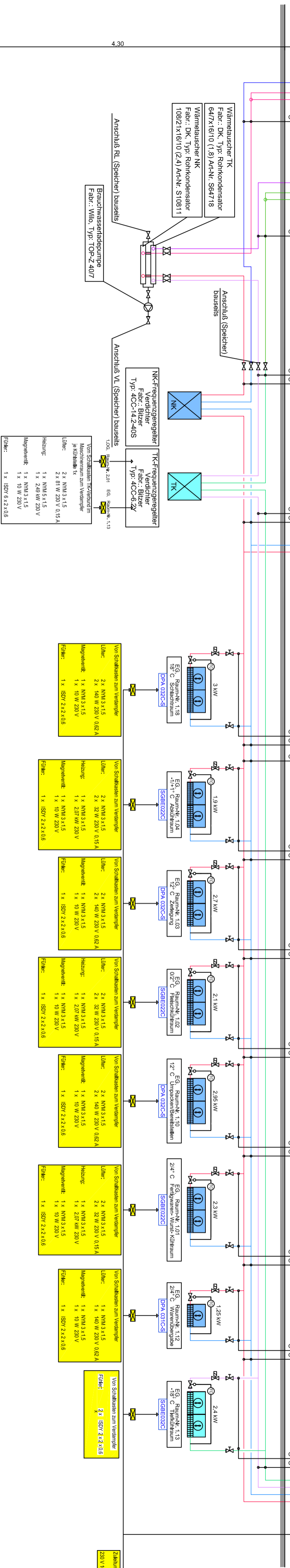


DACH

Anschluss Verbindungslage im DG (Fra. Erdber)



OG



EG

Abmessungen

1.0 OG, Raum-Nr. 2.22	3.2 kW
1.0 OG, Raum-Nr. 2.04	2.0 kW
1.0 OG, Raum-Nr. 2.03	5.5 kW
1.0 OG, Raum-Nr. 2.08	0.3 kW
1.0 OG, Raum-Nr. 2.09	1.7 kW
1.0 OG, Raum-Nr. 2.07	1.3 kW
1.0 OG, Raum-Nr. 2.01	2.2 kW
1.0 OG, Raum-Nr. 1.13	2.4 kW
1.0 OG, Raum-Nr. 1.18	3.0 kW
1.0 OG, Raum-Nr. 1.04	1.9 kW
1.0 OG, Raum-Nr. 1.03	2.7 kW
1.0 OG, Raum-Nr. 1.02	2.1 kW
1.0 OG, Raum-Nr. 1.10	2.95 kW
1.0 OG, Raum-Nr. 1.01	2.3 kW
1.0 OG, Raum-Nr. 1.12	1.25 kW
1.0 OG, Raum-Nr. 1.13	2.4 kW

Leitungsschema